

Potato sector of Türkiye



Onur KIRAZ

Msc. Agricultural Engineer

25.01.2024

Potato production by Countries (thousand ton)

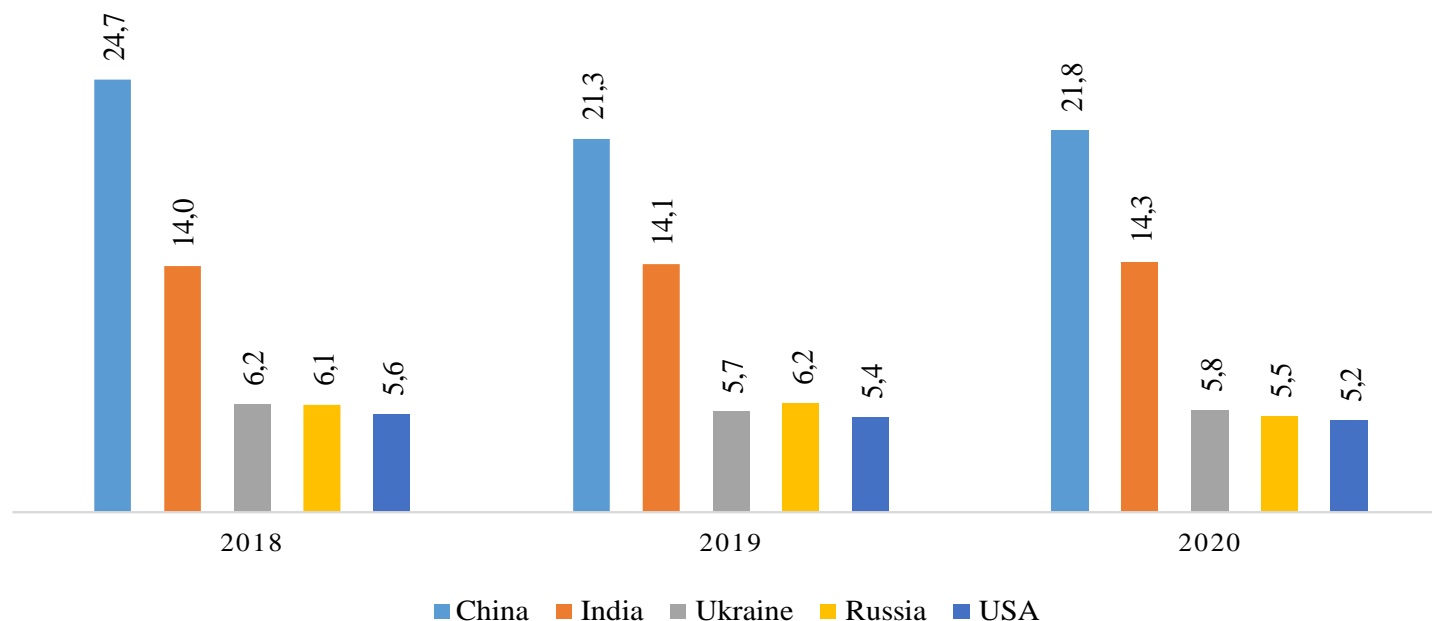
	2016	2017	2018	2019	2020
China	84.929	88.482	90.259	75.595	78.184
India	43.417	48.605	51.310	50.190	51.300
Ukraine	21.750	22.208	22.504	20.269	20.838
Russia	22.463	21.708	22.395	22.075	19.607
USA	20.426	20.453	20.422	19.251	18.790
Germany	10.772	11.720	8.921	10.602	11.715
Others	150.229	156.938	149.856	156.829	158.637
World	353.987	370.114	365.667	354.811	359.071

Average potato yield is about 21 tonnes per hectare in the world



Percentages of Potato producer Countries in the World(%)

Five Countries are producing more than 50% of total potato production in the World



Türkiye Potato Production according to Cities (tonnes)

Cities	2017	2018	2019	2020	2021
Konya	567.076	611.957	599.699	638.171	622.435
Niğde	835.200	732.188	716.180	689.312	575.627
Afyonkarahisar	473.016	455.352	532.410	551.453	562.927
Kayseri	351.270	385.913	451.798	540.824	520.948
İzmir	396.130	330.143	390.481	435.925	447.092
Aksaray	207.810	202.371	239.650	250.349	309.132
Nevşehir	249.626	269.620	321.301	289.413	295.503
Bitlis	154.696	150.043	190.511	194.353	259.713
Adana	241.196	219.076	251.408	211.265	224.794
Sivas	182.149	169.737	180.756	192.630	194.742
Others	1.141.831	1.023.600	1.105.630	1.206.305	1.087.087
Türkiye	4.800.000	4.550.000	4.979.824	5.200.000	5.100.000

Production area and amount is changing year by year
cause of
Deseases, Rainfall, potato price, yield etc.

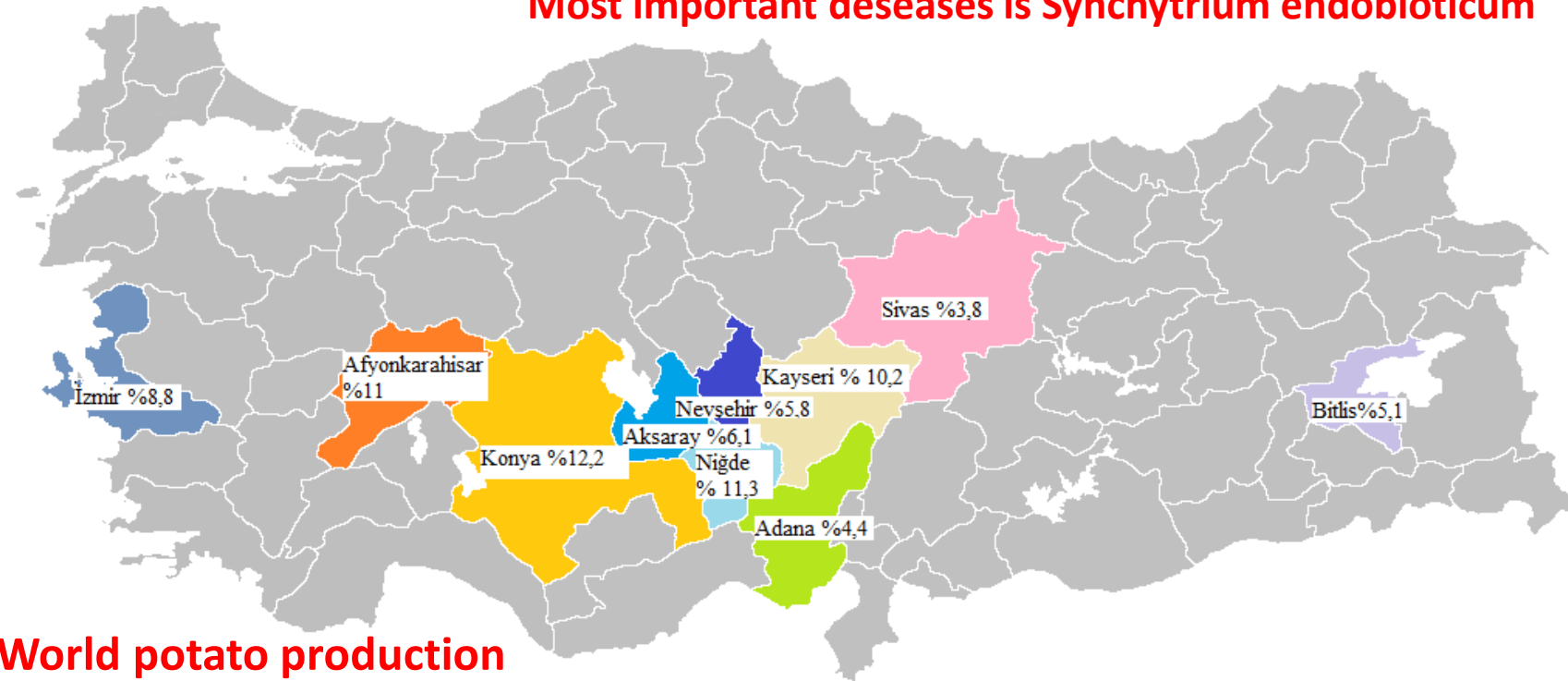


Most important deseases is Synchytrium endobioticum

Average yield is about

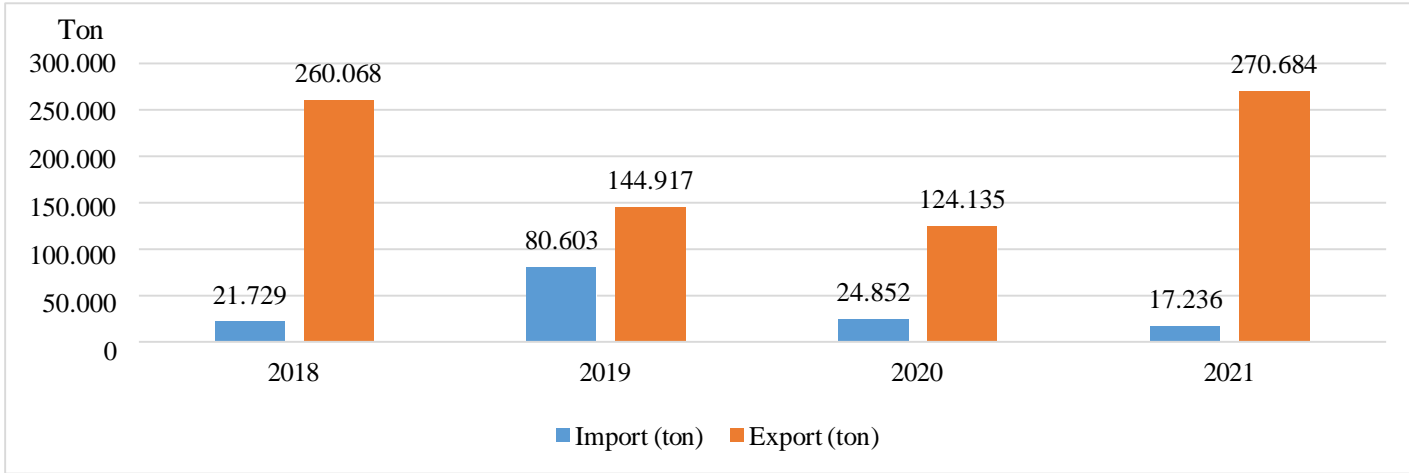
35 tonnes per hectar

**65%
of higher than
World average**



Türkiye is producing 1,42% of total World potato production

Imported and Exported Potato numbers of Türkiye



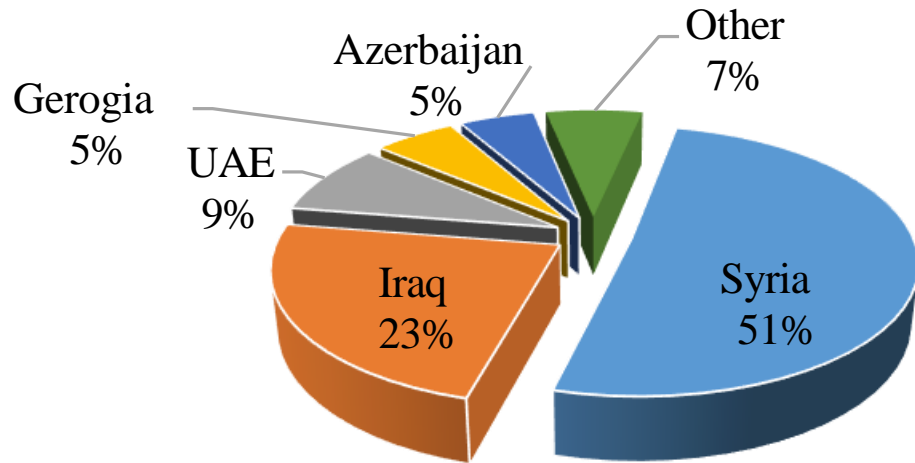
Custom tax is 19,3% for potato

**More than 95% of imported potato
is for potato seed**

**In 2021,
98% of Exported potatoes is for table potato consumption
1,9% of exported potatoes is for potato seed
Rest of them for frozen potato**



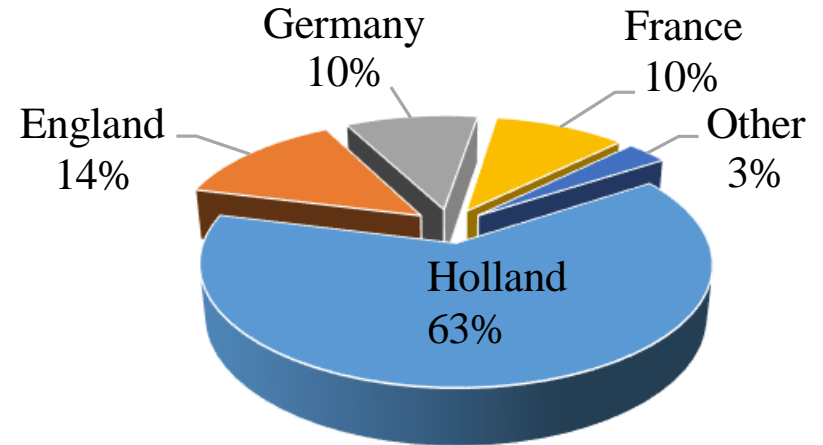
According to the Countries percentages of Exported Potatoes



Total Exported potato amount is 270.684 tonnes



According to the Countries percentage of Imported Potato for seeds



Total Imported potato amount is 17.236 tonnes



As a conclusion;

- Most of Imported Potatoes are as potato seed for Potato production,
- Most of Exported Potatoes are for table,
- Turkish farmers are producing potatoes better than most of World countries and it can see from average yield per ha
- Custom tax rates is changing according to total potato production and consumption amount
- So each year Export regulations are changing and also potato price are changing depends on that
- Türkiye wants to export potatoes as processed or frozen potato to abroad



We invite you all to Potato Days Türkiye in 2025 !!!

Unique concept ,Open air demonstrative Agriculture Exhibition

Special Exhibition for Potato in Türkiye

